
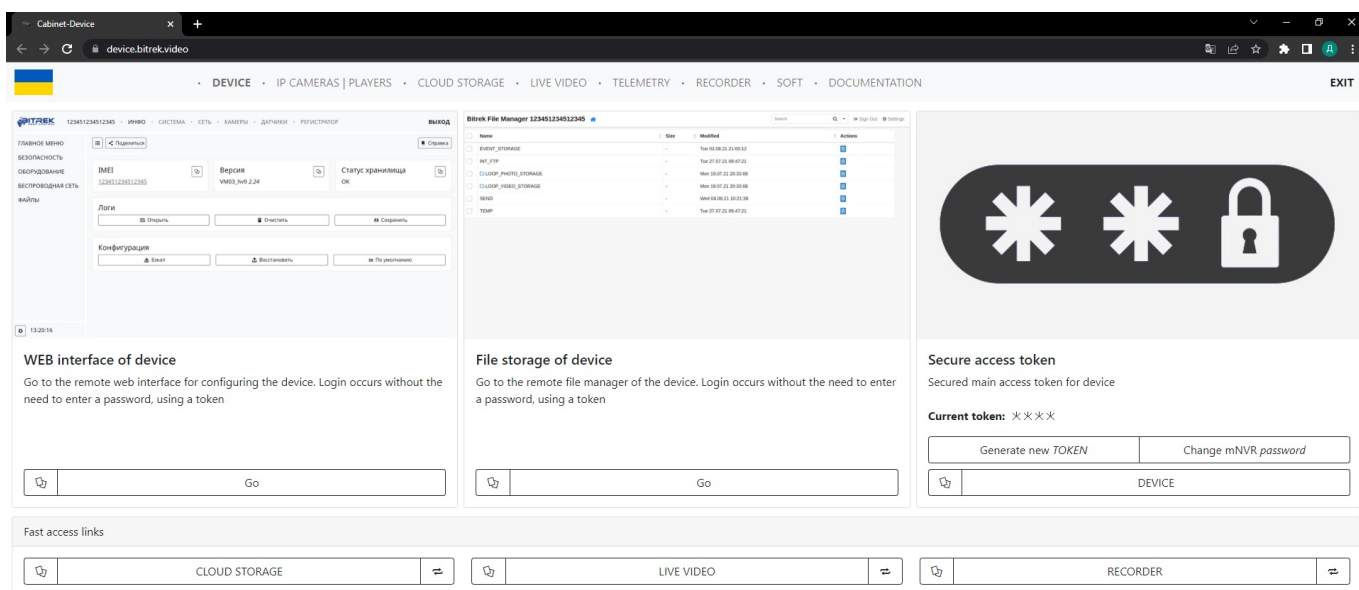


How do I get into the device cabinet?

For the correct operation of the device, it must be configured through the Cabinet of the device. To do this, go to bitrek.video and click **LOG IN**

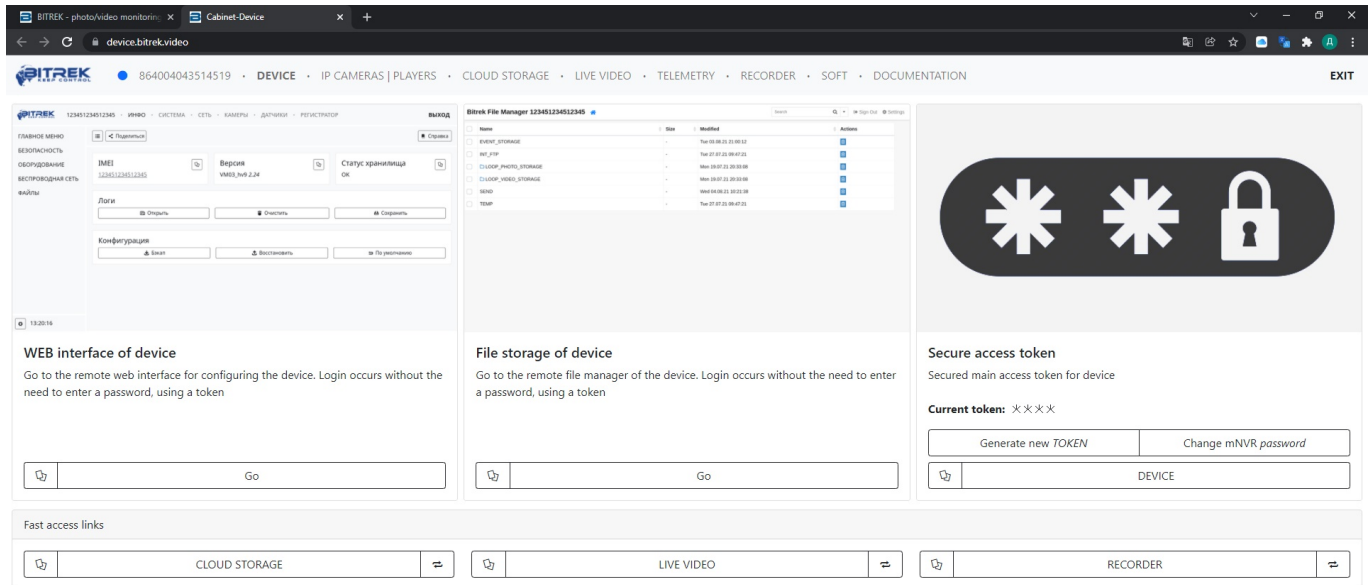


A window will open where you will need to enter **IMEI** and **password** you got on your device **warranty card** to enter the **web interface** or **login** and **password** to enter **CMS**(mass device management system, 2 and more)



If you entered everything correctly, then - You go to the device management page, from where you can

- log in to the device WEB-interface without entering your password
- View the file storage of the device by following the link without entering your password
- Watch the live feed from your cameras through the browser or monitoring services such as Wialon and Aurora.
- View your photos and videos which were recorded in cycles
- see your quick access token which will allow you to manage the device without entering a password



From: <https://docs.bitrek.video/> - Bitrek Video Wiki

Permanent link: <https://docs.bitrek.video/doku.php?id=en:devicecab>

Last update: **2024/04/18 12:26**